

CUT OUT DIMENSIONS

GRILL MODEL	A: WIDTH	B: HEIGHT	C: DEPTH
ATLAS 36"	34"	10"	20"

OVERALL PRODUCT DIMENSIONS

GRILL MODEL	A: WIDTH	B: HEIGHT	C: DEPTH
ATLAS 36"	36"	26"	26"

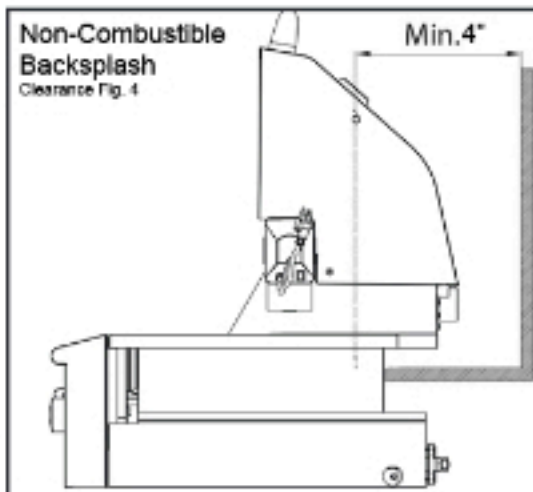
ALL BBQ ISLANDS MUST BE MANUFACTURED FROM "NON COMBUSTIBLE" MATERIAL. IF COMBUSTIBLE MATERIAL IS BEING USED, AN AMERICAN MADE GRILLS GRILL LINER IS REQUIRED.

NOTE:

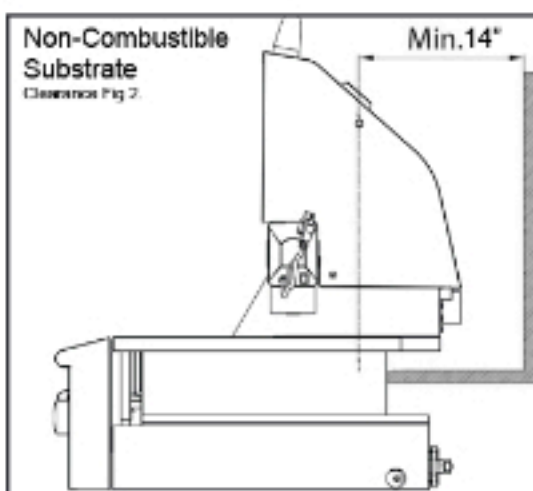
For the minimum clearances between the grill and any side or rear walls, your setup must fall within one (or more) of the following:

IMPORTANT NOTE:

Clearance between grill and strictly non-combustible wall (i.e. brick wall, Clearance Fig. 1). The grill must have a minimum of 4" right, left and rear clearance from any non-combustible wall. This allows for proper ventilation and helps prevent dangerous overheating.

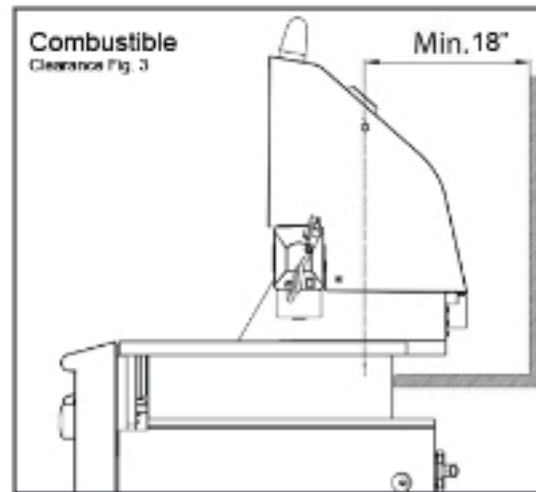


Clearance between grill and protected combustible wall (i.e. a non-combustible wall in front of a combustible wall to serve as a barrier. This can be accomplished by brick or a metal stud finished with non-combustible substrate. Clearance Fig. 2). The grill must have a minimum of 14" right, left and rear clearance from the protected combustible wall. (The 4" non-combustible material clearance, plus an additional 10" clearance between the grill and protected wall.)



SIDE AND REAR WALL CLEARANCES

Clearance between grill and combustible wall (Clearance Fig. 3). The grill must have a minimum of 18" right, left and rear clearance from any combustible wall.

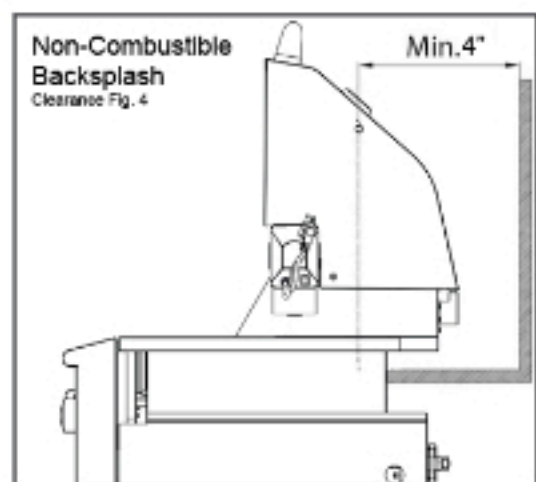


STAND-ALONE (CART) INSTALLATIONS

AMG offers an optional, custom grill cart for stand-alone installations that utilize a standard 20 lb. propane tank. Please note the requirements below regarding propane tank usage and handling, and check the dimensions in the following section for proper clearances in your installation planning process.

BACK SPLASH CLEARANCES (IF APPLICABLE)

If a non-combustible backsplash exists, it must have a minimum of a 4" clearance from the rear of the grill (to allow for proper ventilation and help prevent dangerous overheating. Clearance Fig. 4).



IMPORTANT NOTE:

This 4" backsplash clearance must first be met prior to any non-combustible walls beginning behind it.